



Leading Families into the Arms of the Father

# TRAINING MANUAL

# INDEX

- I. Introduction
  - What is ABBA?
- II. Mission
- III. Elements that must be part of ABBA
- IV. Steps to follow when organizing “A Weekend with ABBA”
- V. Brief explanation of the rooms
- VI. Team responsibilities
- VII. Addendums
  - Example of 1 day program
  - Example of 2 days program
  - Station #1 Your kingdom come to my life
  - Posters for prayer stations
  - Upper room families

# I. INTRODUCTION

What is ABBA?

- **ABBA** is part of the College of Prayer and was developed by Patty Zuñiga. ABBA has been used to train and equip families throughout Spain, Italy, Chile, Mexico, Venezuela, Peru, and USA.
- To host ABBA in your congregation you can contact the following people:
  - Spain: Patricia Zuñiga - patriciawetzell.g@gmail.com
  - Spain: Noemi Diaz - noe\_dc\_1988@msn.com
  - Italy: Filomena Palumbo-alleanza.cristiana.missionaria@gmail.com
  - USA: Monica Larrea - hugginghislambds@gmail.com
  - Chile: Paulina Rodriguez - pauly\_b\_2002@hotmail.com
  - Peru: Tatiana Rojas - tatianarojaspadilla@gmail.com
- Unit 1 can be done in two days (Friday and Saturday) or a full day Saturday from 8:30 AM to 6 PM.
- ABBA is recommended for children between the ages of 5 to 11 years old. Parent participation is required.

# II. MISSION

- **Mission:** Leading Families into the Arms of the Father.

ABBA was designed to impact children and youth by helping them to actively engage in prayer, learn biblical truths, encounter God's love, and be filled with the power of the Holy Spirit.

ABBA provides engaging resources and events that will impact the entire family, and give parents opportunities for reconciliation and renewal.

Resources:

- Weekend with ABBA
- ABBA Zoom
- Family resources: [www.housesofprayer.info/abba](http://www.housesofprayer.info/abba)

### **III. ELEMENTS THAT MUST BE PART OF ABBA**

- ✓ High worship
- ✓ Deep repentance
- ✓ Forgiveness of sins and freedom from strongholds
- ✓ Filled by the Holy Spirit
- ✓ Empowered for ministry

### **IV. STEPS TO ORGANIZE “A WEEKEND WITH ABBA”**

#### **Responsibilities of the host church:**

1. The host church should secure a place and date for the event at least 3 months in advance (the place must have at least two separate rooms).
2. The facility must have a projector and sound.
3. The promotion of the event should start at least two months in advance.
4. The children must be register with the parents (it is crucial that at least one of the parents or care-takers participate in the event with the child).
5. Estimate the expenses including the cost of food, guidebook, and hosting facilitators.
6. Each team will need a coordinator for each of the teams.
7. Schedule prayer time with the teams.
8. The host church is responsible for covering the transportation and housing costs of the ABBA Team.

#### **STEPS TO ORGANIZE ABBA ZOOM GATHERING**

1. Gather 1 day per week for 8 weeks, at least 3 months before the event.
2. Send the teaching and the craft video to the participants before you start the 8 weeks gathering.
3. During the zoom time, questions about each week’s video will be asked to the children.
4. The zoom gatherings will also include time for worship, praise, & activities

### **V. A BRIEF EXPLANATION OF THE 7 ROOMS**

The Lord’s Prayer will be compare to a house with seven room.

Rooms:

1. Our father in heaven
2. Hallowed be your name
3. Your kingdom come
4. Give us this day our daily bread, and forgive us our debts
5. As we forgive others
6. Lead us not into temptation, but deliver us from evil
7. Yours is the kingdom, power and glory

Jesus said, my house will be called a House of Prayer for all nations.

We teach that families have to enter the House of Prayer every day. In a creative way, we invite the children to use their imagination to travel through each room every day, encouraging them so prayer will be a pleasant experience that they want to repeat. Our motto is: prayer is not boring, prayer is fun.

It is very important to teach the children that while they travel throughout the house, their ears should be open to listen to God, because prayer not only consists in talking but also in listening. Listening is a very important part of prayer and is the part that makes prayer fun. If only one person talks, the conversation will be boring, but if it is a dialogue of two people who love each other, then we can say that praying is not boring, but fun.

### **Session 1: The Room of Relationship - Our Father in Heaven**

The goal of this room is that families understand that God is a good and perfect father, and that He loves us with an everlasting love. When a child finds his identity as a son/daughter of God; his perception of God changes; and he thinks higher of himself. For this reason, we end the Lord's Prayer remind them who they really are in Him. We ask the parents to go to the stage to tell their child, that he/she is a child of God, and that Jesus gave His life for him/her so that they could say ABBA father. After this, the parent crown his/her child and everyone clap in celebration, this should be a solemn moment. At this point, the children can declare something like: I am a child of God! I am loved! He likes me the way I am! He created me with a perfect plan!

### **Session 2: The Room of Relationship: Hallowed be Your Name**

Our response to the never-failing love of God is to worship. We praise His name; we bless His name. In the Hebrew culture the name of a person spoke about their character, therefore God's names have great meaning. To praise His name is to lift Him up as a banner in our lives. The more we seek His face, the more we

discover how great and powerful He is, and our trials will look tiny in comparison to Him.

We want to teach each family to sanctify His name. The Old Testament revealed different names for God: **Jehovah**, “Relational God”. **Elohim**, “All Powerful God”. **Bethel**, “House of God”. **Elyon**, “God Most High”. **Hayay**, “God of my Life”. **ABBA**, “God as Father”. **Goyim**, “Light of Nations”. **Emmanuel**, “God is with us”. The highest revelation of who God really is has been made known by Jesus. It is important that the families are invited to worship Jesus in this room.

### **Session 3: The Room of Lordship: Your Kingdom come**

In room three, we ask the Lord to establish His Kingdom of peace and justice in our life, our home, our church, and in the nations. We surrender our will to the Lord. We teach families that prayer is not a time to ask God for what we want because He is not a lamp genie. When we pray to surrender ourselves to His will.

#### **➤ Prayer Stations**

In this room, we instruct the children to pray with their parents at the different praying stations. They will take off their shoes before getting to the station (“Take off your sandals, for the place you are standing is Holy ground. Exodus 3:5”) they will quietly get in the prayer environment with respect, being aware of the families that are praying around. They will participate in each prayer station according to each station’s instructions. When we pray for His kingdom to come and His will be done, we are aligning with God’s plan for our lives and all humanity. We accept that it’s not about us, but about Him. We are declaring that Christ is the king.

- The host church is free to use the Station's ideas which have worked well before. They can also complement or modify them without losing the essence of it, which is to allow the families to pray together and to experience the power of praying together as a family. (understanding that prayer is a dialog between two people)
- The idea is to allow the families to participate in the different stations starting from the first one. They can feel free to spend as much time as they want in each station.
- While entering into this room they should see a change in the environment (balloons, posters, etc). It will be best to have this room dedicated and separated from the rest of the rooms. It will be ideal to have this station set up before the children arrive, but if this is not possible, the team can use the lunch break to get it ready with the signs, the balloons and all the elements needed for this station.

### **Station #1: Your Kingdom come to my life**



*Matthew 6:33 "But seek first His kingdom and His righteousness, and all these things will be added to you."*

*Romans 14:17 "For the kingdom of God is not a matter of eating and drinking but of righteousness and peace and joy in the Holy Spirit."*

\* Ask for the fruit of the Spirit to be real in your life (parents and kids) according to Galatians 5:22-23.

*Galatians 5:22-23 "But the fruit of the Spirit is love, joy, peace, patience, kindness, goodness, faithfulness, (23) gentleness, self-control; against such things there is no law."*

- Items needed for Station #1:
  - Station sign with balloons
  - Printouts with the Tree of the fruit of the Holy Spirit
  - Color pencils, crayons, and markers

Lord: Fill my life with your justice, your peace, Your Joy, more of you and less of me.

## Station #2: Your Kingdom come to my family



*Mark 4:30-31 "Again he said, "What shall we say the kingdom of God is like, or what parable shall we use to describe it? It is like a mustard seed, which is the smallest of all seeds on earth."*

- (prayer) Lord, sow a seed of faith in each family member, make our heart a fertile place so that this faith can grow (you can give each family a piece of cardboard with a mustard seed glued to it and have them write a prayer on it)
- Draw your family and write down what you want ABBA to do in your family
  - Items needed for Station # 2:
    - Station sign with balloons
    - Blank paper sheets
    - Pencils
    - Seed (optional)

### Praying The Kingdom on your family

- Hunger for God
- The Holy Spirit
- The love of God
- Repentance
- Deliverance
- The knowledge of God
- Wisdom and revelation
- Righteousness, peace, and joy
- Physical healing as well as signs and wonders
- A willingness to stand for Christ

## Station #3: Your Kingdom come to my church



*Luke 10:9 "Heal the sick who are there and tell them, 'The kingdom of God has come near to you.'"*

- Start by praying for the pastor, his/her family and leaders, declaring God's promises over their lives
- Items needed for Station # 3:



- Station sign with balloons
- Biblical promises to pray for the pastor, leader and the church (You can buy printouts of Biblical promises or make your own, to pin them to the walls)

(prayer) Lord: Let my church be a place where we can receive healing in spirit, mind and body.

#### **Station #4: Your Kingdom come to my city; to my country**



*1 John 2:17 "And the world is passing away along with its desires, but whoever does the will of God abides forever."*

- Let's pray for our president and authorities
- In this station, the families will pin to the wall the names of some neighbors, friends and relatives and will pray for each of them
  - Items needed for Station # 4:
    - Station sign with balloons
    - Country's flags (if possible)
    - Blank paper sheets to write the names of the people you are praying for. Pray for the salvation of each individual on your list.

#### **Station #5: Your Kingdom come to the nations**



*Psalms 2: 8 "Ask of me, and I will make the nations your inheritance, and the ends of the earth your possession."*

- This is the moment we pray for the different issues affecting the nations. We will have some chains available to remind ourselves of those who suffered from slavery; a crib to pray for mothers having unwanted pregnancies (abortion). Hunger in the world will be represented with pictures of malnourished kids. We will use plastic objects to illustrate that we care about the planet and the environment.
- A world map will be available for the families to intercede for the countries that they feel The Lord is guiding them to pray for.

- Items needed for Station # 5:
  - o Station sign with balloons
  - o World map 3x5 (feet)
  - o Optional (Press clippings or images of different issues affecting nations to pray for them)

(prayer) Lord, we pray for the nations, for your name to be known, and your presence to be manifested throughout the world.

- **Message to parents & handcrafting session with children**

When finishing the stations, the parents will remain in the room to receive a message about the importance of blessing their children, while the kids go with their tutors and the handcraft team to a different room to receive and decorate the shield.

Parents will write a blessing message that will be delivered (read) to the kids when they return from the handcraft session (shield decoration).

- We recommend to have the printouts of the material “Families of the Upper Room” (see annex) ready to be handed out to parents at the end of this session.

#### **Session 4: The Room of Sonship: Give us this day our daily bread, and forgive us our debts**

God, our father, is also the King of the universe and has everything that we need. He comes every day with two bags: one to fulfill our daily needs, and another one to take away the sins. Sins keep us from experiencing joy, peace and justice. Jesus shed His blood on the cross for us so that we can live and walk according to His kingdom.

The kids and their parents write down their sins and nail them on a cross as a sign that they have been set free from sin and guilt (Psalm 51). When the Lord takes away our sins and guilt, He restores us with the joy and happiness of the kingdom.

#### **Session 5: The Room of Fellowship - As we forgive others**

We can get hurt by others any day, therefore Jesus taught us to pray for those who hurt us, this is similar to what Moses did when his sister talked against him (Numbers 12:13). If we don't forgive, we won't be able to have the joy and experience the justice of the Kingdom. He taught us with His own example that we should not seek revenge, but we should allow God to be the one delivering justice and mercy.

In this room the families will write down the names of the people that have harmed them and after that, they will go to the cross where they will tear down the paper as a sign of forgiveness.

### **Session 6: The Room of Leadership - Lead us not into temptation, but deliver us from evil**

The enemy is a liar, he uses traps to take away our joy, peace and justice. Our two greatest enemies are: **sin** and **Satan** but Jesus defeated both, for this reason, we call this room, “The Victory” room.

We teach families about God’s armor. He offers it to us, but we have to put it on. When we get to heaven, we won’t need the armor anymore but in the meantime, while we are on this earth we have to put on the armor of God to defeat the enemy. In the past, soldiers used armor during war times, even when they went to sleep, we should do the same with our spiritual armor. We have to be persistent in prayer and stay away from sin (Ephesians 6:10).

In this room we will teach them a game named **Victory Room**. The team will have the room ready for the game.

### **Session 7: The Room of Ownership - Yours is the kingdom, power, and glory**

This is the end of the prayer when we declare that everything belongs to God. We place a world map on the floor, we declare His glory over all nations and we pray that everyone’s eyes would be open so they can see God; His power, His marvelous deeds, and recognize Him as king and Lord of all nations. Every country is a small kingdom, but the only real kingdom there is God’s kingdom.

## **VI. TEAMS’ RESPONSABILITIES**

1. Intercession Team
2. Group Leaders team
3. Worship Team
4. Crafts Team
5. Victory Room Team
6. Multimedia Team
7. Food Team
8. Registration team
9. Decoration team

### **1. Intercession Team**

ABBA call the Intercession team, “Ministers of Reconciliation”, inspired on Malachi 4:6 “And He will turn the hearts of fathers to their children and the hearts of children to their fathers. Otherwise, I will come and strike the land with a curse.”

This team will be responsible for keeping a prayerful spirit, before and during the college of prayer activity and they will also be responsible for organizing the prayer stations for **Room #3** (See Prayer Stations).

### **2. Group Leaders team**

The youth group will be responsible for being at the registration table welcoming the children and also for being with them during specific times throughout the event. It is important to get the youth involved in this activity because it will help them to develop their leadership skills. Also, they will have the opportunity to pray in advance for every child by name, to ask God to prepare the children’s hearts to receive all that the Lord has for them during the activity. (Although the goal is to minister the families, it’s important that the kids feel welcomed by the youth).

### **3. Worship Team**

One of the main responsibilities of the Worship Team is to start preparing, at least, three months in advance because one of the fundamental elements of ABBA is high worship.

This team will learn the choreography (i.e. coordination, good facial expression, etc.), and they will be ready and available for God to use them as instruments to worship with excellence with a humbled and surrendered spirit.

*Psalm 43:4 “Then I will come to the altar of God,  
God my greatest joy. I will praise You with  
The lyre, God, my God”.*

### **4. Crafts Team:**

This team will be in charge of cutting the cardboard shield-shaped and have it ready for each child. They will be responsible for having enough material to hand out to the children for their shield decorations, and they will also be responsible for explaining to the children that we have battles to fight every day with the enemy and that we need the shield of faith to protect ourselves from the enemy’s lies. The shield is the confidence that we have in Jesus Christ that if we trust in Him and in His words, the enemy will not be able to deceive us.

## **5. Victory Room Team**

This team will be responsible for leading the family game at the moment the families enter room #6.

In the Victory Room (Room #6), the children will learn to recognize the voice of the enemy when he speaks his three most common lies to them:

- 1. Nobody loves you**
- 2. You are alone**
- 3. You have no value**

### **1. Nobody loves you**

To represent this lie, three people will be dressed in black, then the enemy (the liar) will throw darts to the children and they will have to defend themselves with the shield. If a dart touches any of the children, one of the enemies' helpers will stick a black dot to the child clothes, if this happens, the child will have to go to his/her parent, and the parent will tell the child to repeat this: "this is a lie! God loves me! Get away from me, Satan!" Every time the music is on, the children will run trying to escape from the enemies' lies; when the music stops, all in one voice will repeat: this is a lie! God loves me! Get away from me, Satan!

### **2. You are alone**

The game will restart with the second lie. When the music starts the children will run away from this lie. When the lie falls on them, they will go to their parents; their parents will have them repeat: "This is a lie! God has promised to never leave me, nor forsake me, get away from me, Satan! Then they will return to the game, they will keep playing while the music is on, when the music stops, every child will repeat the same declaration.

### **3. You have no value**

The game will restart with the third lie. The children will run away from this lie and when they get a black dot on their clothes, they will go to their parents and repeat: This is a lie! I am God's special treasure! Get away from me Satan!" When the music stops everyone will repeat: "This is a lie! I am God's special treasure! Get away from me Satan!"

At the end of the game, we will provide drinks for everyone before heading to the main room.

## **6. Multimedia Team**

This team will be responsible for making sure the power point presentations and the worship songs appear at the correct time. They will also be responsible for making sure the equipment to be used is in good shape and the connections are working properly. They will be responsible for troubleshooting in case of equipment malfunction.

## **7. Food Team**

This team will be in charge of coordinating refreshments and lunch. We recommend choosing foods of easy distribution, like boxed hamburgers or pizza slices.

## **8. Registration Team**

This team will be responsible for having the list of the families who registered in advance for ABBA. The list should be at the registration table for verification of the names and other general information. The advantage of having the lists in advance is that we'll have the opportunity to pray by name for each of the families; we'll pray for their hearts to be like fertile soil that will receive what the father has for them this day).

Upon the family's arrival, this team will verify names and will hand out stickers with their names; the Group Leaders will also be there to welcome them wholeheartedly.

The registration team will also be in charge of keeping the boy's and girl's crowns for their coronation in room #1.

## **9. Decoration Team**

This team will make ABBA a party celebration. They can use balloons or ribbons to decorate so when the children arrive, they will see that the church is ready to celebrate.

## VII. ADDENDUMS

- Example 1: ABBA program for 2 days (Friday-Saturday)
- Example 2: ABBA program for 1 day (Saturday)

*Note: These schedules are tentative. Above all, we surrender to the leadership of the Holy Spirit and give him total control over ABBA.*

### Day 1 – Friday 6pm to 9pm

FRIDAY					
TIME	PROGRAM	RESPONSIBLE	TEAM	MULTIMEDIA	MATERIALS
6:00 PM	Welcome to parents and kids, ID verification, groups formation, book distribution	Church	Registration & Group Leaders Team	Music	Registration list, IDs and books
7:00 PM	Welcome to ABBA, Prayer and Ground rules	Church & ABBA TEAM	Group Leaders	Presentation	Projection & Sound
7:15 PM	Worship	Church & ABBA TEAM	ABBA TEAM & Worship Team	Lyrics & Music	Projection & Sound
7:30 PM	Introduction and book explanation	ABBA TEAM	Group Leaders		Books
8:00 PM	<b>Room #1</b> <b>The Lord's Prayer</b>	ABBA TEAM	Multimedia	Presentation	Pencil for kids
	Song "God is my Father"	ABBA TEAM	Group Leaders	"God is my Father"	Projection & Sound
	Ministering	ABBA TEAM	All	Music	
	Activity. Draw ABBA	ABBA TEAM	Group Leaders	Lyrics & Music	Projection & Sound
	Crowning	Church & ABBA TEAM	Teams/Parents	Music	Crowns for kids
8:55 PM	Worship	Church & ABBA TEAM	ABBA TEAM & Worship Team	Lyrics & Music	Projection & Sound
	Closing Prayer	Church & ABBA TEAM			

### Day 2 – Saturday 9am a 5pm

SABADO					
HORA	PROGRAMA	RESPONSABLE	EQUIPO	MULTIMEDIA	MATERIALES
9:00 AM	Welcome to parents and kids	Church	Registration & Group Leaders Team	Music	Registration List and IDs
10:00 AM	Welcome, Prayer	Church & ABBA TEAM	Group Leaders	Presentation	Projection & Sound

	Worship	Church & ABBA TEAM	ABBA TEAM & Worship Team	Lyrics & Music	Projection & Sound
10:10 AM	<b>Room # 2: Hallowed be Your Name</b>	ABBA TEAM	Multimedia	Presentation	Projection & Sound
	Ministering	ABBA TEAM	All	Music	
	Activity: Words...	ABBA TEAM	Group Leaders	Presentation	Projection
	Worship	Church & ABBA TEAM	ABBA TEAM & Worship Team	Lyrics & Music	Projection & Sound
10:40 AM	<b>Room # 3: Your Kingdom come</b>	Church	Intercession Team	Music	Prayer Stations
	Family Prayer time at stations	Church	Intercession Team Parents	Music	Prayer Stations
11:20 AM	Worship	Church & ABBA TEAM	ABBA TEAM & Worship Team	Lyrics & Music	Projection & Sound
11:25 AM	<b>Message to Parents:</b> Blessing our kids, Snack	ABBA TEAM	ABBA TEAM	Presentation	Paper sheets for parents
	<b>Handcraft for kids</b> Snack	Church	Handcraft & Group Leaders Team		Shields, markers, color pencils, etc.
12:00 PM	Worship	Church & ABBA TEAM	ABBA TEAM & Worship Team	Lyrics & Music	Projection & Sound
12:10 PM	<b>Room # 4: Give us our daily bread and forgive us our debts</b>	ABBA TEAM	Intercession Team	Presentation	Projection & Sound
	Ministering	ABBA TEAM	All	Music	Paper, sheets, pencils, cross,
12:20 PM	<b>Room # 5: As we also have forgiven our debtors</b>	ABBA TEAM	Multimedia	Presentation	Projection & Sound
	Parable of the two debtors	ABBA TEAM	Multimedia	Presentation	Projection & Sound
	Song "Lord Forgive us"	ABBA TEAM	Multimedia	Music	Sound
	Write down sins	Church & ABBA TEAM	All	Music	Paper sheets, pencils, cross, trash can
	Ministering	ABBA TEAM	All	Music	
1:00 PM	<b>Lunch</b>	Church	Meals		
2:15 PM	Worship	Church & ABBA TEAM	ABBA TEAM & Worship Team	Lyrics & Music	Projection & Sound
2:20 PM	<b>Room # 6: Lead us not into temptation</b>	ABBA TEAM	Multimedia	Presentation	Projection & Sound
2:20 PM 3:15 PM	Game : "Victory Room"	Church & ABBA TEAM	Victory room, Intercession		Masks, capes, stickers, etc



3:25 PM	<b>Room # 7: For Yours is the Kingdom</b>	ABBA TEAM	Multimedia	Presentation	Projection & Sound
	Prayer for the nations using the world map	Church & ABBA TEAM	Teams		World map on the floor
	Prayer for ABBA Team, Teams and Pastors	Church & ABBA TEAM	Teams		World map on the floor
4:30 PM	Closing ABBA	Church			
	Group picture	Church & ABBA TEAM	Teams		
	Worship	Church & ABBA TEAM	ABBA TEAM & Worship Team	Lyrics & Music	Projection & Sound

- Example 2: ABBA Program 1 Day (Saturday 8:30am – 6pm)

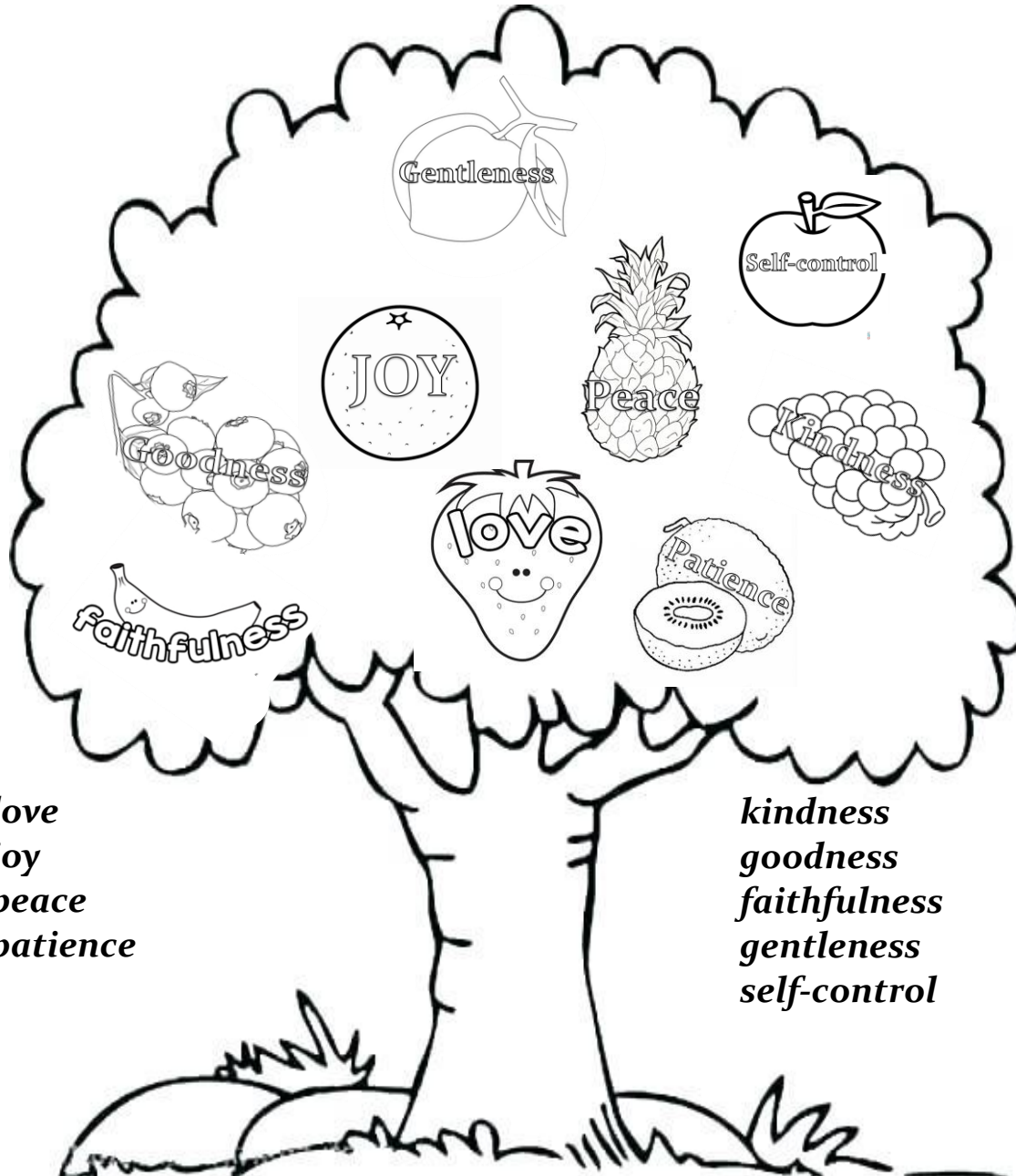
<b>SABADO</b>					
<b>HORA</b>	<b>PROGRAMA</b>	<b>RESPONSABLE</b>	<b>EQUIPO</b>	<b>MULTIMEDIA</b>	<b>MATERIALES</b>
8:30 AM 9:00 AM	Welcome to parents and kids, ID verification, groups formation, book distribution	Church	Registration and Group Leaders Teams	Music	Registration list, IDs and books
9:10 AM	Welcome to ABBA, Prayer and Ground rules	Church & ABBA TEAM	Group Leaders	Presentation	Projection & Sound
	Introduction and book explanation	ABBA TEAM	Group Leaders		Books
9:30 AM 9:40 AM	Worship	Church & ABBA TEAM	ABBA TEAM & Worship Team	Lyrics & Music	Projection & Sound
9:40 AM	<b>Room #1 The Lord's Prayer</b>	ABBA TEAM	Multimedia	Presentation	Pencils for kids
9:40 AM	Song "God is my Father"	ABBA TEAM	Group Leaders	God is my Father	Projection & Sound
9:50AM	Ministering	ABBA TEAM	All	Music	
10:30 AM	Activity: Draw ABBA	ABBA TEAM	Group Leaders	Lyrics & Music	Projection & Sound
10:45 AM	Crowning	Church & ABBA TEAM	Teams/Parents	Music	Crowns for kids
11:15 AM	Worship	Church & ABBA TEAM	ABBA TEAM & Worship Team	Lyrics & Music	Projection & Sound
10:25 AM	<b>Room # 2: Hallowed be Your Name</b>	ABBA TEAM	Multimedia	Presentation	Projection & Sound
	Ministering	ABBA TEAM	All	Music	
11:55 AM	Activity: Words...	ABBA TEAM	Group Leaders	Presentation	Projection
	Worship		ABBA TEAM & Worship Team	Lyrics & Music	Projection & Sound

		Church & ABBA TEAM			
12: 15 PM	<b>Lunch</b>	Church	Meals		
1:25 PM	Worship	Church & ABBA TEAM	ABBA TEAM & Worship Team	Lyrics & Music	Projection & Sound
1:30 PM	<b>Room # 3: Your Kingdom come</b>	Church	Intercession Team	Music	Prayer Stations
1:30 PM 2:20 PM	Family Prayer time at stations	Church	Intercession Team Parents	Music	Prayer Stations
2:25 PM 3:00 PM	<b>Message to Parents:</b> Blessing our kids, Snack	ABBA TEAM	ABBA TEAM	Presentation	Paper sheets for parents
2:25 PM 3:00 PM	<b>Handcraft with kids Shields</b>	Church	Handcrafts & Group Leaders		Shields, markers, color pencils, etc
3:05 PM	Worship	Church & ABBA TEAM	ABBA TEAM & Worship Team	Lyrics & Music	Projection & Sound
3:10 PM	<b>Room # 4: Give us our daily bread and forgive us our debts</b>	ABBA TEAM	Intercession Team	Presentation	Projection & Sound
	Ministering	ABBA TEAM	All	Music	
4:00 PM	<b>Room # 5: As we also have forgiven our debtors</b>	ABBA TEAM	Multimedia	Presentation	Projection & Sound
	Parable of the two debtors	ABBA TEAM	Multimedia	Presentation	Projection & Sound
	Song "Lord Forgive us"	ABBA TEAM	Multimedia	Music	Sound
	Write down sins	Church & ABBA TEAM	All	Music	Paper sheets, pencils, cross, trash can
	Ministering	ABBA TEAM	All	Music	
4:30 PM	<b>Room # 6: Lead us not into temptation</b>	ABBA TEAM	Multimedia	Presentation	Projection & Sound
4:30 PM 5:10 PM	Game : "Victory Room"	Church & ABBA TEAM	Victory Room, Handcrafts, Intercession		Masks, capes, stickers, etc
5:10 PM	<b>Room # 7: For Yours is the Kingdom</b>	ABBA TEAM	Multimedia	Presentation	Projection & Sound
	Prayer for the nations using the world map	Church & ABBA TEAM	Teams		World map on the floor
	Prayer for ABBA Team, Teams and Pastors	Church & ABBA TEAM	Teams		World map on the floor
5:50 PM	Closing ABBA	Church			
	Group picture	Church & ABBA TEAM	Teams		
	Worship	Church & ABBA TEAM	ABBA TEAM & Worship Team	Lyrics & Music	Projection & Sound

# STATION # 1

## Your kingdom come to my life

*While you are coloring each fruit, ask ABBA for this fruit to become a reality in your life*




*“But the fruit of the Spirit is love, joy, peace, patience, kindness, goodness, faithfulness, gentleness, self-control; against such things there is no law. Galatians 5:22-23*

# STATION # 1

**Your kingdom come in**

**my LIFE**



*Ask for the fruit of the Spirit to be real in your life  
(parents & kids) according to **Galatians 5:22-23***

*“But the fruit of the Spirit is love, joy, peace, patience, kindness, goodness, faithfulness, gentleness, self-control. Against such there is no law”.*

**ABBA College of Prayer**

# STATION # 2

**Your kingdom come to my**

**FAMILY**

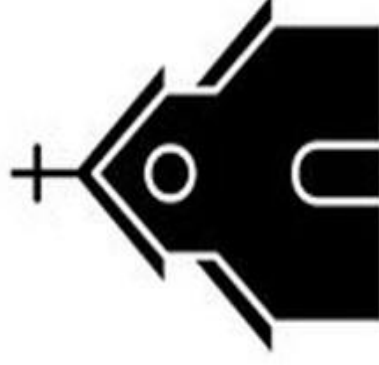


*Draw your family and write down what you want ABBA to  
do in your family.*

**ABBA College of Prayer**

# STATION #3

**Your kingdom come to my**



**CHURCH**

*Start by praying for the church's Pastor his/her family and  
leaders declaring God's promises over their lives.*

**ABBA College of Prayer**

# STATION # 4

**Your kingdom come to  
my CITY and  
COUNTRY**



*Let's pray for our President & authorities.*

**ABBA College of Prayer**

# STATION # 5

**Your kingdom come to  
the NATIONS**



*Intercede for the country that the Lord is leading you to  
pray for.*

**ABBA College of Prayer**



## Upper Room Families

*Once when he was eating with them, he commanded them, "Do not leave Jerusalem until the Father sends you the gift he promised, as I told you before."  
Acts 1.4*



The Upper Room is the jewel of the crown of Jesus' ministry and discipleship.

Most families do not have an Upper Room and that is truly unfortunate. The families could become the Upper Room themselves, if they had an intentional and purposeful praying life, like Jesus did.

Becoming Upper Room families means much more than setting aside a daily or weekly time to pray as a family; becoming an Upper Room family means adopting a life style.

Young people are tired of religious environments, tired of not seeing God moving, tired of hearing "don't do this" or "don't go to that place". This only help to create external moralists and rebels. **The youth needs to know about grace before they learn about the law**; they need to receive **The Father's love** and learn how to worship the Greatest God of all. They need to be able to experience His manifested presence.

When Jesus came to earth, He left His Upper Room in heaven to build one on earth. He built it in three years, while eating, laughing and sharing with His disciples. By showing them the Father's marvelous deeds, they were able to

experience Grace personally. Jesus explained to the disciples that, in the past, the prophets revealed many things about the Father, but something important about God, that his disciples didn't know was about His paternity (God Abba, Dad, and Daddy).



The Upper Room was a meeting place to worship the Father, a father who had been revealed to the disciples. They worshiped Him in the Upper Room and the worship environment was not a religious one. Jesus was teaching them at all times, including during meals and while they were performing their daily chores; in this environment the Father was worshiped.

It should be easier for us to create a beautiful and open environment, where our children feel that they can be honest and vulnerable in the presence of God. A place where they are invited to engage in prayer, not just a place where they sit and listen to a biblical lecture. We have work to do. We can do it with the help of the Holy Spirit. Let's be disciples of the Upper Room!

The idea of the Upper Room is to have a physical location that represents our honest intention to encounter Jesus's presence.

Before Jesus ascended to heaven, He commanded his disciples to take the gospel to all the nations.

According to Psalm 127:4 our kids are like arrows in the hands of a warrior

*"Like arrows in the hands of a warrior are children  
born in one's youth"*

We should throw them into the world to fulfill their purpose; knowing that God has a master plan for them.

Touring the Upper Room:

The door is small, we can only enter on our knees; this is to remind us that we need to humble ourselves. Psalm 51, reminds us that we have a sinful nature and that there is nothing good in ourselves, the best offering we can give Him is a humble heart. **We parents, need to humble ourselves.**

We are imperfect humans, we make mistakes raising our children and for this reason, we need to be willing to ask for forgiveness.

*“He will turn the hearts of the parents to their children, and the hearts of the children to their parents”.* Malachi 4:6

Walls are built between parents and children when their hearts are distant and the gap gets bigger as time passes. This separation creates a void within the children’ heart that can be used by the enemy to prompt children into addictions to try to fill that void. Our kids need grace; it is more important to forgive them than to expect them to always do the right thing; parents are the ones who need to take the first step in this process. When the parents’ heart turns to their children’s hearts, the children hearts will turn to their parents. Parents have to be willing to take the first step towards reconciliation; asking for forgiveness is an act of humbleness.

**Unity should be the atmosphere of the Upper Room.** A humble attitude will help to create an environment of unity at home. When the Holy Spirit came, in tongs of fire, the disciples were unanimous together, they were not only together but they were in one accord. People can be at home together, eat together, go on vacation together but just because they are together doesn’t mean that they are in unity. Can you tell if there is unity in your home?

In order to generate unity, we have to seek reconciliation; we have to accept the mistakes and weaknesses of our love ones and grant grace to them. If we do this, the Holy Spirit will come and we will see and experience the manifest presence of the Lord in our homes. Even though God is everywhere because he is Omnipresence, He will only manifest His presence when He is invited; He rejoices in unity.

*“How good and pleasant it is when God’s*

*People live together in unity!*

*It is like precious oil poured on the head*

*Running down on the beard, running down*

*On Aaron's beard, down  
On the collar of his robe.  
It is as if the dew of Hermon  
were falling on Mount Zion.  
For there the Lord bestows his blessing,  
Even life forever more"*

*Psalm 133 1-3*



*"They all joined together constantly in prayer, along with the women and Mary the mother of Jesus, and his brothers." Acts 1:14*

*"When the day of Pentecost came, they were all together in one place" Acts 2:1*

**Don't talk against your children** or spouse with another family member, this is gossip. Solve your issues individually without involving other people unnecessarily, remember that an atmosphere of unity is the goal. Keep in mind that addictions are a factor that affects unity in a negative way. Deception has multiplied and nowadays there are hidden forms of addictions like social networks and pornography that are breaking the communication and separating families.

**The walls** will keep our focus on Christ, will allow us to recognize him as our King and will prevent us from focusing on our own problems, needs and illnesses. By

focusing on the King and His Kingdom we will be delivered. He will give us the strength to face our daily lives. When we glorify His name we raise Him as a banner. When we are sick, we declare Him our healer; if we are experiencing financial hardship, we declare Him our provider. In times of fear we declare Him our strength and so on and so forth.

When we change our focus, our life change.

The closer we get to the Lord, the smaller the problems will appear so, let's stop talking about our problems and start talking about His power. Horse blinkers don't block the horse's sight completely, but instead they allow the horse to be focused on the road ahead, in the same manner we can help our families to stay on the Kingdom's path.

The Upper Room ceiling is open; this reminds us that we throw our kids like arrows towards their purpose in life. We need to bless them with words and unleash them to pursue their destiny. **Like arrows in the hands of the brave.**

*"Like arrows in the hands of a warrior are children born in one's youth. Psalms 127:4"*

*"Go therefore and make disciples of all nations, baptizing them in the name of the Father and of the Son and of the Holy Spirit, teaching them to observe all that I have commanded you. And behold, I am with you always, to the end of the age."*

*Mathew 28:19-20*



The manifestation of the HS will make Wood floors and panels shake just like it did in the upper room at Pentecost. Families that believe in miracles make the ground shake because they believe that the Holy Spirit is still working miracles and wonders. We pray and wait on him; we believe that we will see the supernatural because if our children don't experience a supernatural God, we would have lost them.

*“Sing to the Lord a new song, for he has done marvelous things; his right hand and his holy arm have worked salvation for him.”*

*Psalm 98:1*

*“Declare his glory among the nations marvelous deed among all peoples.”*

*1 Chronicles 16:24*

*“Praise be to the Lord God, the God of Israel, who alone does marvelous deeds.”*

*Psalm 72:18*